

ECONOMY INSIGHTS

BHADRA 2080



IMPORT AND EXPORT NPR in Billion

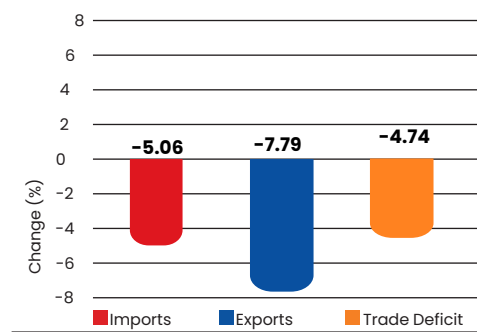
Period → Heading ↓	FY 2079/80*	FY 2080/81*	Change (%)
Imports	273.59	259.74	-5.06
Exports	28.68	26.45	-7.79
Trade Deficit	244.91	233.30	-4.74

*As of Bhadra 2080/81

Source: Department of Customs

Import in the second month of FY 2080/81 shows a decline of 5.06% compared to the FY 2079/80. Export also declined by 7.79%. The trade deficit decreased by 4.74%.

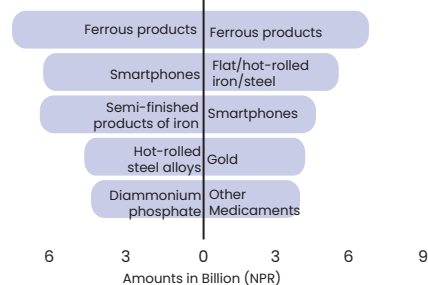
TRADE INDICATORS



MAJOR IMPORT OTHER THAN FUEL AND OIL

Top import products (2079/80)*	Top import products (2080/81)*
Ferrous products	Ferrous products
Smartphones	Flat/hot-rolled iron/steel
Semi-finished products of iron	Smartphones
Hot-rolled steel alloys	Gold
Diammonium phosphate	Other Medicaments


Import Products (2079/80) | Import Products (2080/81)



MAJOR EXPORT OTHER THAN FUEL AND OIL

Top export products (2079/80)*	Top export products (2080/81)*
Carpets and other textile	Carpets and other textile
Felt, nes.	Alaichi
Black tea	Rolled iron/steel
Mixture of Juices	Felt, nes.
Single yarn	Mixture of Juices

Export Products (2079/80) | Export Products (2080/81)



*As of Bhadra 2080/81

Source: Department of Customs

During the second month of FY 2080/81, the top three imports other than fuel and oil were ferrous products, flat/hot-rolled iron/steel and Smartphones. In FY 2079/80, the major imports other than fuel and oil were Ferrous products, Smartphones and Semi-finished products of iron.

Likewise, in the second month of FY 2080/81, the top three exports other than fuel and oil were Carpet and other textile, Alaichi and Rolled iron/steel. In FY 2079/80, the major exports other than were Carpets and other textile, Felt, nes. and Black tea.



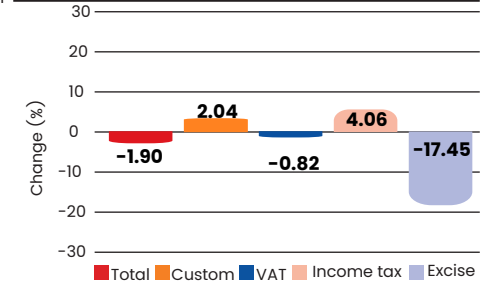
GOVERNMENT REVENUE (YOY) NPR in Billion

Heading	Total Revenue (FY 2079/80)	Total Revenue (FY 2080/81)	Change (%)
Total	143.81	141.08	-1.90
Custom	29.58	30.2	2.04
VAT	45.06	44.7	-0.82
Excise	25.82	21.3	-17.45
Income tax	29.95	31.2	4.06

*As of Bhadra 2080/81

Source: Nepal Rastra Bank

GOVERNMENT REVENUE



During the second month of current fiscal year, there has been a decline in total government revenue, with a shrinkage of 1.90% compared to the previous fiscal year.

However, customs revenue experienced an increment of 2.04%.

GOVERNMENT EXPENDITURE NPR in Billion

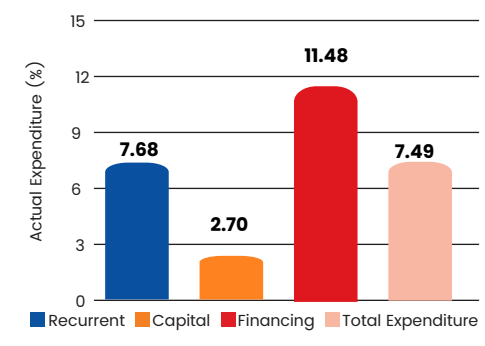
Heading	Target	Actual Expenditure*	Actual Expenditure%
Recurrent	1141.78	87.66	7.68
Capital	302.07	8.16	2.70
Financing	307.45	35.31	11.48
Total Expenditure	1751.31	131.14	7.49

*As of Bhadra 2080/81

Source: FCGO

In the second month of current fiscal year the government has spent 2.70% of the targeted capital expenditure while in the same period previous year it was 1.54%.

GOVERNMENT EXPENDITURE STATUS



ELECTRICITY

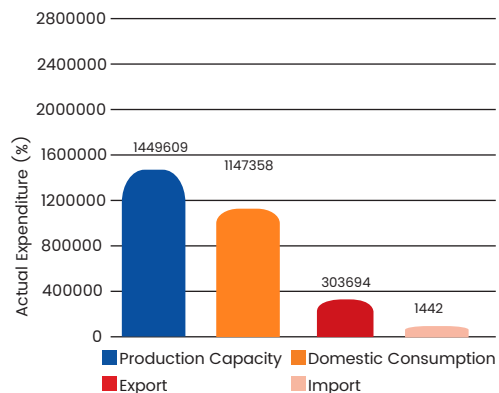
Heading	Bhadra 2080/81
Production Capacity	1449609 MWh
Domestic Consumption	1147358 MWh
Export	303694 MWh
Import	1442 MWh

*As of Bhadra 2080/81

Source: Nepal Electricity Authority

During this period 1442 MWh of electricity has been imported to meet the electricity demand, it was 10501 MWh in the previous month. Whereas export stood at 303694 MWh.

ELECTRICITY





FINANCIAL INDICATORS

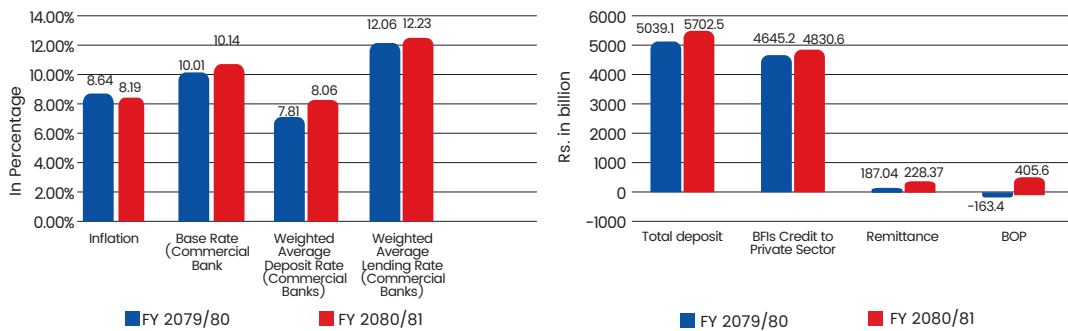
Headings	FY 2079/80	FY 2080/81
Inflation	8.64%	8.19%
Forex reserve (USD in billion)	9.35	12.01
Forex reserve Adequacy (Goods and services) in months	7.7	10.3
Base Rate (Commercial Bank)	10.01%	10.14%
Weighted Average Deposit Rate (Commercial Banks)	7.81%	8.06%
Weighted Average Lending Rate (Commercial Banks)	12.06%	12.23%
Total deposit (NPR in billion)	5039.1	5702.5
BFI's Credit to Private Sector (NPR in billion)	4645.2	4830.6
Remittance (NPR in billion)	187.04	228.37
BOP (NPR in billion)	-163.4	405.6

*As of Bhadra 2080/81

Source: Nepal Rastra Bank

Inflation decreased to 8.19% in the second month of FY 2080/81 as compared to 8.64% in the previous fiscal year. The BoP situation is surplus of NPR 405.6 billion whereas it was deficit of NPR 163.4 billion in the same period of previous fiscal year.

FINANCIAL INDICATORS



TOURISM

September 2022	September 2023	Growth (%)
58314	91012	56.07%

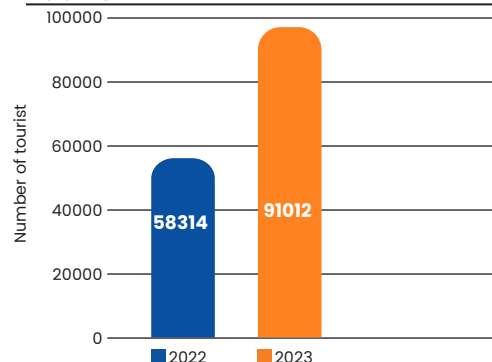
*In the month of September

Source: NTB

There has been an increment of 56.07% in the arrival of tourists in the given period compared to the same period last year.

Travel income made in the period was NPR 9.34 billion whereas travel payments was NPR 35.60 billion.

TOURIST ARRIVAL





REMITTANCE

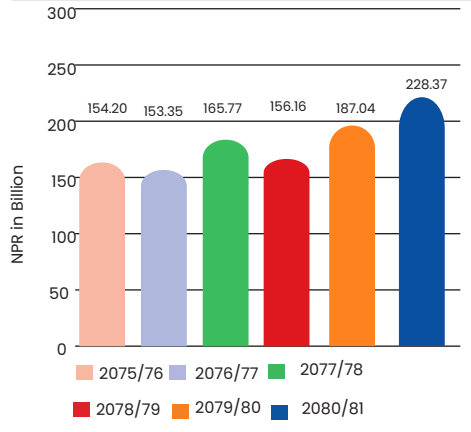
Fiscal Year	Remittance in NPR Billion
2075/76	154.20
2076/77	153.35
2077/78	165.77
2078/79	156.16
2079/80	187.04
2080/81	228.37

*As of Bhadra 2080/81

Source: Nepal Rastra Bank

In the second month of FY 2080/81, NPR 228.37 billion of remittance entered the country. Comparing to the trend of second month of each FY, this is the highest in six years.

REMITTANCE



FUEL (GAS AND OIL)

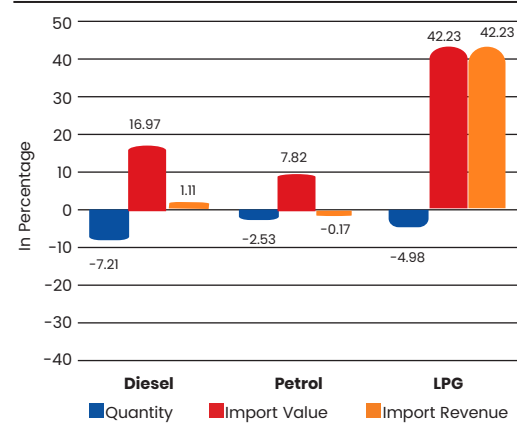
Description	Import Quantity	Import Value	Import Revenue
Diesel	-7.21%	16.97%	1.11%
Petrol	-2.53%	7.82%	-0.17%
Liquified Petroleum (LPG)	-4.98%	42.23%	42.19%

*As of Bhadra 2080/81

Source: Department of Customs

In the second month of FY 2080/81, import diesel has decreased by 16.97% compared to that of FY 2079/80.

CHANGE IN MAJOR PETROLEUM PRODUCTS IMPORT (YoY)



FOREIGN DIRECT INVESTMENT

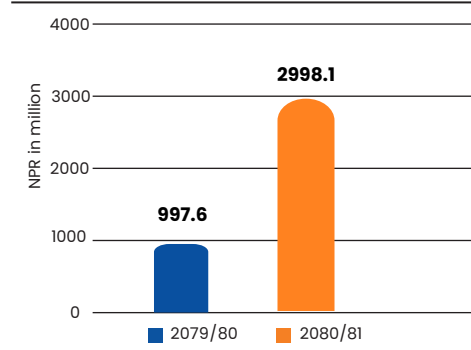
Bhadra (FY 2079/80)	Bhadra (FY 2080/81)
997.6 (NPR in million)	2998.1 (NPR in million)

*As of Bhadra 2080/81

Source: Nepal Rastra Bank

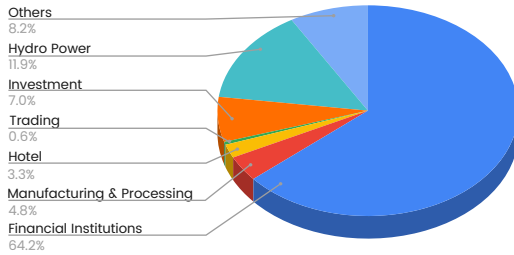
FDI increased by 200.53% in the second month of current fiscal year compared to the previous fiscal year.

FDI



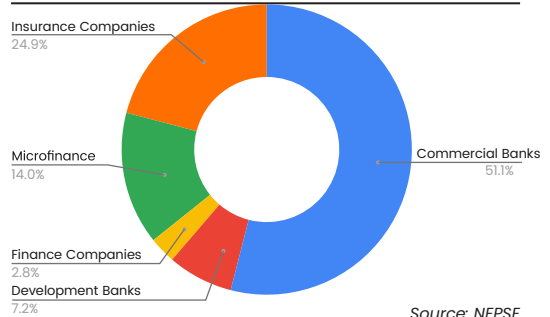


STOCK MARKET MARKET CAPITALIZATION



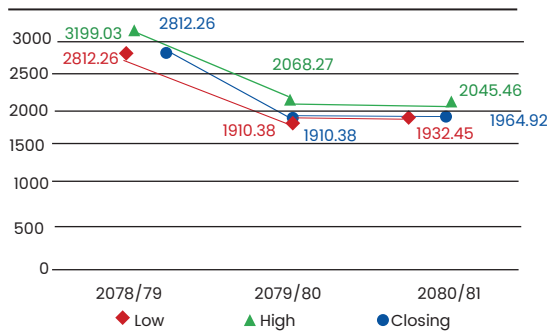
Source: NEPSE

FINANCIAL INSTITUTIONS

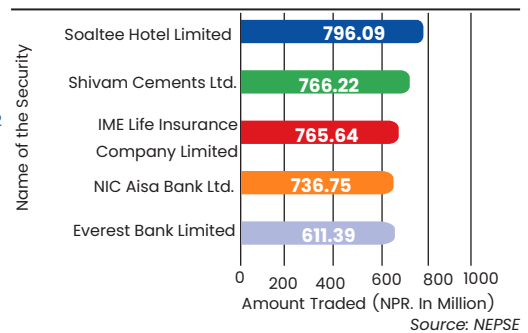


Source: NEPSE

NEPSE INDEX



TOP 5 SHARES BY TURNOVER



Source: NEPSE

CNI NEPAL ECONOMY INSIGHTS

"CNI Nepal Economy Insights" is published with an aim of informing about the macroeconomic situation of the country every month. The data used in the publication are received from Nepal Rastra Bank, Financial Comptroller General Office, Department of Customs, Department of Immigration, Nepal Electricity Authority and other regulatory bodies.

This publication was prepared under the leadership of Vice President, Mr. Birendra Raj Pandey by CNI Research Cell- Mr. Ravi Prajapati, Deputy Director and Ms. Rashmi Poudyal, Officer.



CONFEDERATION OF NEPALESE INDUSTRIES (CNI)

P.O. Box No. 21056, Trade Tower, 5th floor, Thapathali, Kathmandu
Tel: 977-01-5111122/5111123 | Fax: 977-01-5111125
Email: cni@cnind.org | Website: www.cnind.org